

St Mary's Playing Field Survey Results



Steeple Ashton Recreation Working Group

Published July 2023

CONTENTS

ABOUT THE SURVEY	3
SURVEY RESPONSES	5
SURVEY RESULTS SUMMARY	6
THE SURVEY	14
2021 CENSUS DATA.....	19

ABOUT THE SURVEY

What is the rec group?

In 2019, the Parish Council carried out a village survey to find out residents' views about living in Steeple Ashton, St Mary's playing field, Newleaze play area, ideas for recreation in the village, funding, Parish Council communication and any other issues.

The Parish Council asked for volunteers to join a recreation working group, which was formed in 2022. The group was tasked with using the results of the 2019 survey to produce plans for improvements at St Mary's and Newleaze, as well as a strategy for funding and delivering these.

What was the 2023 survey about?

It was clear from the 2019 survey results that St Mary's playing field was a priority for improvements, as a large and currently underused space in the centre of the village.

The rec group used the results of the 2019 village survey to develop three outline options for a range of sport/play/leisure facilities at St Mary's field. The options ranged in the cost and time they would take to deliver.

The objective of the survey was to get views on the options from villagers across different age groups.

When and where was the survey available?

The survey ran from 7 May – 19 June 2023. Online and print versions were available.

It was launched at the coronation picnic on 7 May, where the rec group had a stand with the three options on display, members there to discuss the plans and surveys available to complete.

The survey was promoted in a number of ways, including in the village newsletter, village Facebook group, posters on notice boards, lampposts and A frames around the village.

The rec group also worked with Keevil school (the village's catchment school) and village groups to distribute the survey, including the Guides, Methodist Church, Natural History Club, Sage, St Mary's Church and the WI.

What will happen next?

Using the results of this survey, the rec group is developing a final plan for improvements at St Mary's field. This will go to the Parish Council for consideration in September.

Once a plan is approved by the Parish Council, we'll hold an open meeting in the village hall to show the plans and information about next steps.

We'll then need to apply for funding to start bringing the plans to life. This will take time, but we'll aim to start some improvements as soon as possible, with more to follow over time as funds are raised.

We'll share regular updates in the village newsletter and on Facebook.

How can I help?

If you can spare even a little time to help with this exciting project for our fantastic village, we'd love to hear from you! Please email sarecgroup@gmail.com.

SURVEY RESPONSES

277 responses were received.

Steeple Ashton parish has a population of 1,200 so this is a response rate of **23%**.

There are 510 households in the parish. Figures are from 2021 Census data.

Of the 277 total responses:

- 227 were completed online
- 50 hard copies were completed

Question 1 – Please select your age range

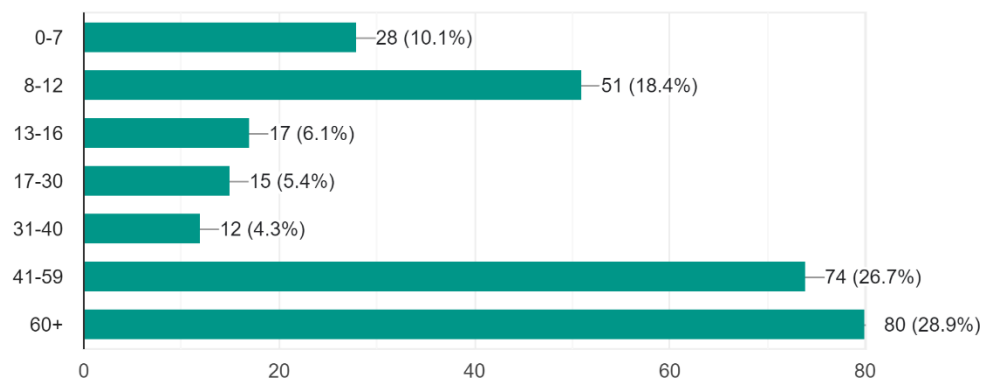
Responses were encouraged from all age groups.

The breakdown of responses by age range is shown below.

Age	Quantity
0-7	28
8-12	51
13-16	17
17-30	15
31-40	12
41-59	74
60+	80

1. Please select your age range

277 responses

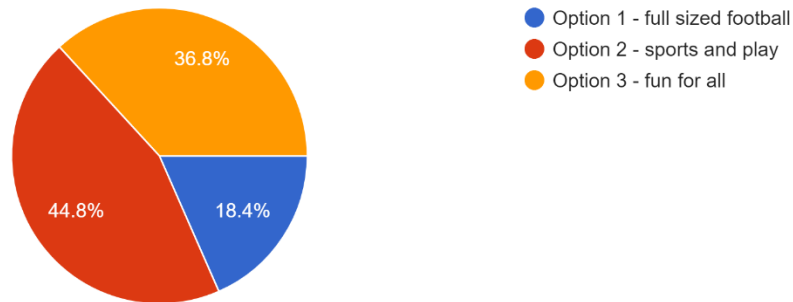


SURVEY RESULTS SUMMARY

Respondents were asked to select their first and second choices from the three options.

Question 2.1 Which of the three options do you prefer - first choice.

2.1 Which of the three options do you prefer? Select your FIRST choice from the drop down list
277 responses



Option - first choice	Quantity
2 - sports and play	44.8%
3 - fun for all	36.8%
1 - full sized football	18.4%

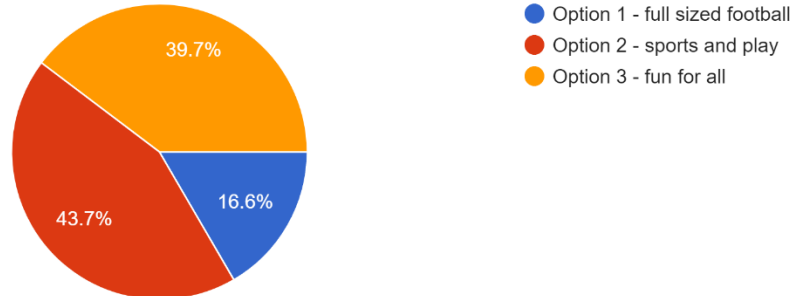
The most popular first choice was option 2 (sports and play) with 44.8%.

This was closely followed by option 3 (fun for all) with 36.8%.

Option 1 (full sized football) was selected as first choice by 18.4%.

Question 2.2 Which of the three options do you prefer – second choice.

2.2 Which of the three options do you prefer? Select your SECOND choice from the drop down list
277 responses



Option - second choice	Quantity
2 - sports and play	43.7%
3 - fun for all	39.7%
1 - full sized football	16.6%

These results were similar to question 2.1.

The most popular second choice was option 2 (sports and play) with 43.7%.

This was closely followed by option 3 (fun for all) with 39.7%.

Option 1 (full sized football) was selected as second choice by 16.6%.

Question 3 – what do you most like about your first choice?

The responses to this question have been grouped into themes and sorted by which first choice option the respondent selected.

Respondents liked the following things most about option 1 (full sized football):

Option 1	Quantity
Football - full sized	23
Space for village events	4
Achievable cost	3
Likely to be used	3
Realistic to deliver	3
Simple	2
Flexible	1
Football - full sized	1
Less foot traffic through Bartletts Mead	1
Manageable to maintain	1
Meets current needs	1
Nature/woodland area	1
Open space	1
Variety	1
Zipwire	1
Total	47

Respondents liked the following things most about option 2 (sports and play):

Option 2	Quantity
Something for everyone	33
Pump track	13
Zipwire	13
Football - five a side	8
Variety	7
Achievable cost/time	7
Nature/woodland area	8
Good for children	4
Basketball	4
Willow	3
Better use of space	2
Equipment	2
Flexible	2
Boules	1
Dens	1
Improvement	1
Layout	1
MUGA	1
No hard court	1

Path around edge - accessible	1
Small	1
Space for village events	1
Sports	1
Total	116

Respondents liked the following things most about option 3 (fun for all):

Option 3	Quantity
Something for everyone	47
MUGA	8
Zipwire	7
Pump track	4
Basketball	3
Equipment	3
Football - five a side	3
Play equipment	3
Fun	2
Nature area	2
Picnic area	2
Table tennis	2
BBQ area	1
BBQ/picnic area	1
Boules	1
Climbing wall	1
Creative	1
Path around edge	1
Picnic area	1
Variety	1
Willow	1
Total	95

Question 4 – is there anything you would add to improve your first choice?

The responses to this question have been grouped into themes and sorted by which first choice option the respondent selected.

Respondents suggested the following additions to option 1 (full sized football):

Option 1	Quantity
Goals with nets	5
Swings	4
More benches	3
Footballs	2
Layout	2
New/improved hut	2
No	2
No zipwire	2
Parking	2
BBQ/picnic area	1
Boules	1
Maintenance	1
More trees	1
No climbing wall	1
Noticeboard	1
Picnic area	1
Play equipment for younger children	1
Swimming pool	1
Table tennis	1
Zipwire - only if low	1
Total	35

Respondents suggested the following additions to option 2 (sports and play):

Option 2	Quantity
No	21
Swings	7
Boules	6
Play equipment for younger children	6
Picnic area	5
BBQ area	4
Splash park	4
Trampoline	3
Parking	3
MUGA	3
Swimming pool	3
Climbing frame	2
Layout	2
Monkey bars	2

Table tennis	2
Tennis court	2
BBQ area - bring your own BBQ	2
No MUGA with fence in centre	2
Misc	2
Boules	1
Fitness equipment	1
Food	1
Football - five a side	1
Goals - smaller	1
Goals with nets	1
More benches	1
More play equipment	1
No willow	1
Pavilion	1
Planting	1
Roundabout	1
Rules for dogs/owners - other wildlife will use space	1
Skate ramp	1
Toilets	1
Willow	1
Wooden adventure playground area	1
Total	98

Respondents suggested the following additions to option 3 (fun for all):

Option 3	Quantity
No	15
Trampoline	15
Pavilion	3
Slide	3
Swimming pool	3
Misc	2
New/improved hut	2
No pump track	2
No table tennis	2
No willow	2
Swings	2
Zipwire - bigger	2
Climbing frame	1
Combine nature and wooded areas	1
Football	1
Hammocks/swing seats	1
Layout	1
More benches	1
More play equipment	1

Move or remove football pitch	1
Netball	1
Play equipment for younger children	1
Pond	1
Roundabout	1
Rugby posts/area	1
Sand pit	1
Skate ramp	1
Social space	1
Something for everyone	1
Stage/amphitheatre	1
Tennis court	1
Tunnel	1
Wildlife garden	1
Total	74

Question 5 – do you have any other comments?

The responses to this question have been grouped into themes. These are listed by frequency.

There were both positive and negative comments within some of these themes.

Theme	Quantity
None	55
Community benefit	39
Equipment	28
Football	12
Maintenance	11
Parking	10
Funding	8
Age ranges	7
Nature area	7
Acreshort Park	6
Miscellaneous	5
Planting	5
Popularity	5
Changing huts	4
Develop over time	4
Accessibility	3
ASB	3
MUGA	3
Paths	3
Village hall	3
Animals	2
Layout	2
Luffenham	2
Newleaze Park	2
Noise	2
Village events	2
Education	1
Fitness	1
Perimeter	1
Toilets	1
Water station	1
Total	238

THE SURVEY

Below is a copy of the 2023 St Mary's playing field survey.

What is the survey about?

Using the results of the 2019 village survey, the rec working group has developed three outline options for a range of sport/play/leisure facilities at St Mary's field. The options range in the cost and time they would take to deliver. **These are just ideas, nothing is decided, but we want to show some options and hear your views.**

Who should complete the survey?

We want to hear from as many villagers as possible, across different age groups, so please encourage all members of your household to do the survey.

Can I complete this survey online?

Yes! Please see the village Facebook page or posters around the village for links.

What will happen next?

Once we have collected views from the village, we'll develop a final plan for the Parish Council. We'll then need to apply for funding to start bringing the plans to life. This will take time, but we'll aim to start some improvements as soon as possible, with more to follow over time as funds are raised.

How can I help?

The more volunteers we have, the quicker we can progress. If you're interested in getting involved, please leave your details on the last page.

OPTION 1 – full sized football – low cost and time to deliver



- Full size football pitch (existing)
- Path around the field
- Changing hut (existing)
- Wooded area
- Nature area with benches
- Zip wire (60m)
- Climbing wall

Nature area with benches

Zip wire

Climbing wall

OPTION 2 – sports and play – medium cost and time to deliver



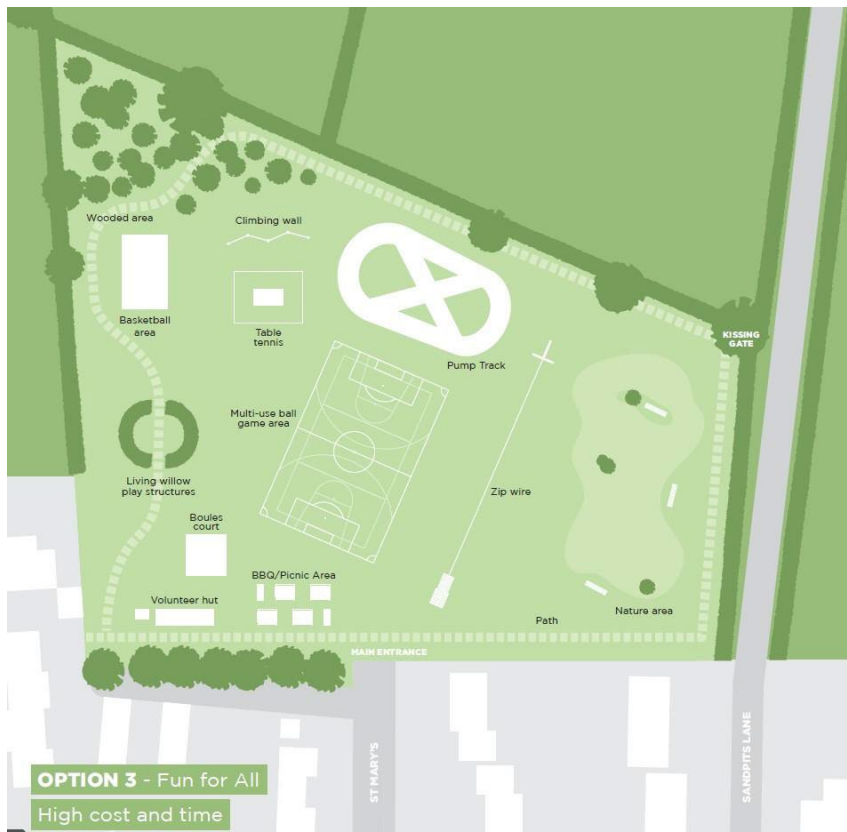
- Five a side football pitch
- Path around the field
- Volunteer hut (existing)
- Wooded area
- Nature area with benches
- Zip wire (60m)
- Climbing wall
- Basketball area
- Bike/scooter pump track
- Living willow play structures

Bike/scooter pump track

Basketball area

Living willow play structures

OPTION 3 – fun for all – high cost and time to deliver



- Multi-use ball game area
- Path around the field
- Volunteer hut (existing)
- Wooded area
- Nature area with benches
- Zip wire (60m)
- Climbing wall
- Basketball area
- Bike/scooter pump track
- Living willow play structures
- Table tennis table
- BBQ/Picnic Area
- Boules court



Question 1

Please select your age range

Age	<input type="checkbox"/>	Age	<input type="checkbox"/>	Age	<input type="checkbox"/>	Age	<input type="checkbox"/>	Age	<input type="checkbox"/>	Age	<input type="checkbox"/>	Age	<input type="checkbox"/>
0-7		8-12		13-16		17-30		31-40		41-59		60+	

Question 2

Which of the three options do you prefer? Select your first and second choices.

Think about which of the options your household would use now and in the future.

	Option 1	Option 2	Option 3
First choice (tick one)			
Second choice (tick one)			

Question 3

What do you like most about your first choice?

Write up to three things below.

Question 4

Is there anything you would add to improve your first choice?

Write up to three things below.

Question 5

Do you have any other comments?

--

Question 6

We need your help to make this happen!

Please leave your contact details below if you would like to be kept informed about progress and ways to get involved. This could be one off/occasional or regular – anything is great and will help to make improvements to our village!

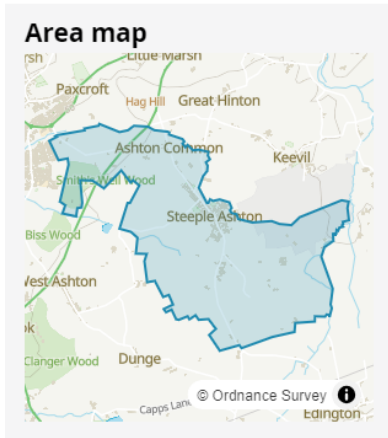
Email address (or phone if you don't have email)

--

Please return surveys to the village shop by 16 June 2023.

2021 CENSUS DATA

Steeple Ashton



Population

1,200

people

56,490,000 people in England

Rounded to the nearest 100 people

Number of households

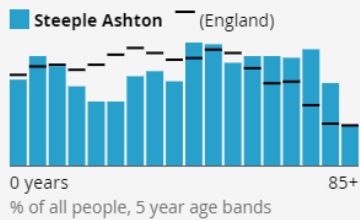
510

households

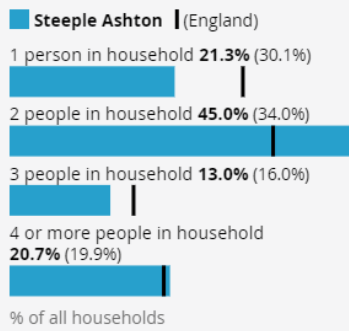
23,436,100 households in England

Rounded to the nearest 10 households (nearest 100 for England)

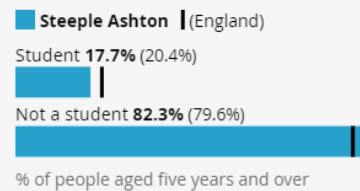
Age profile



Household size



Schoolchildren and full-time students



Source: Office for National Statistics - Census 2021